

Scaled data based on original data using
LM-79-08 Approved Method: Electrical and Photometric Measurements of Solid-
State Lighting Products

Test Report Prepared for
Cooper Lighting Solutions
(formerly Eaton)

Brand: McGRAW-EDISON

Report Number: P197930

Luminaire Tested: **TT-C4-LED-E1-WQ-SG**

Issue Date: 3/3/2020

Test Information

Test Method: LM-79-08
Report Number: P197930
TEST IS SCALED FROM IESNA LM-79-08 TEST DATA (P115543)
Test Lab: INNOVATION CENTER P2
Issue Date: 3/3/2020
Manufacturer: COOPER LIGHTING SOLUTIONS (FORMERLY EATON)
Product Line: MCGRAW-EDISON
Catalog Number: TT-C4-LED-E1-WQ-SG
Description: TOPTIER LED PARKING GARAGE LUMINAIRE
WIDE DISTRIBUTION WITH SOFTENING GLASS LENS
Light Source: (160) 4000K CCT, 70 CRI LEDS
Ballast/Driver: ELECTRONIC DRIVER

Summary

Lumens per Lamp: N/A
Luminaire Lumens: 6475.8 lumens
Efficiency: N/A
Efficacy: 111.7 lumens/watt
Luminous Opening: Circular (Dia: 1.12' x H: 0')
IES Classification: Type V - Short - Full Cutoff
BUG Rating: B2 - U0 - G1

Input Watts (W): 58
Input Voltage (V): NR
Input Current (Ain): NR
Voltage Rise (V): NR
Power Factor: NR
Total Harmonic Distortion (THDi): NR
Frequency (hertz): 60
Stabilization Time: NR
Operation Time: NR
Ambient Temperature (°C): NR
Test Distance: 25 FT

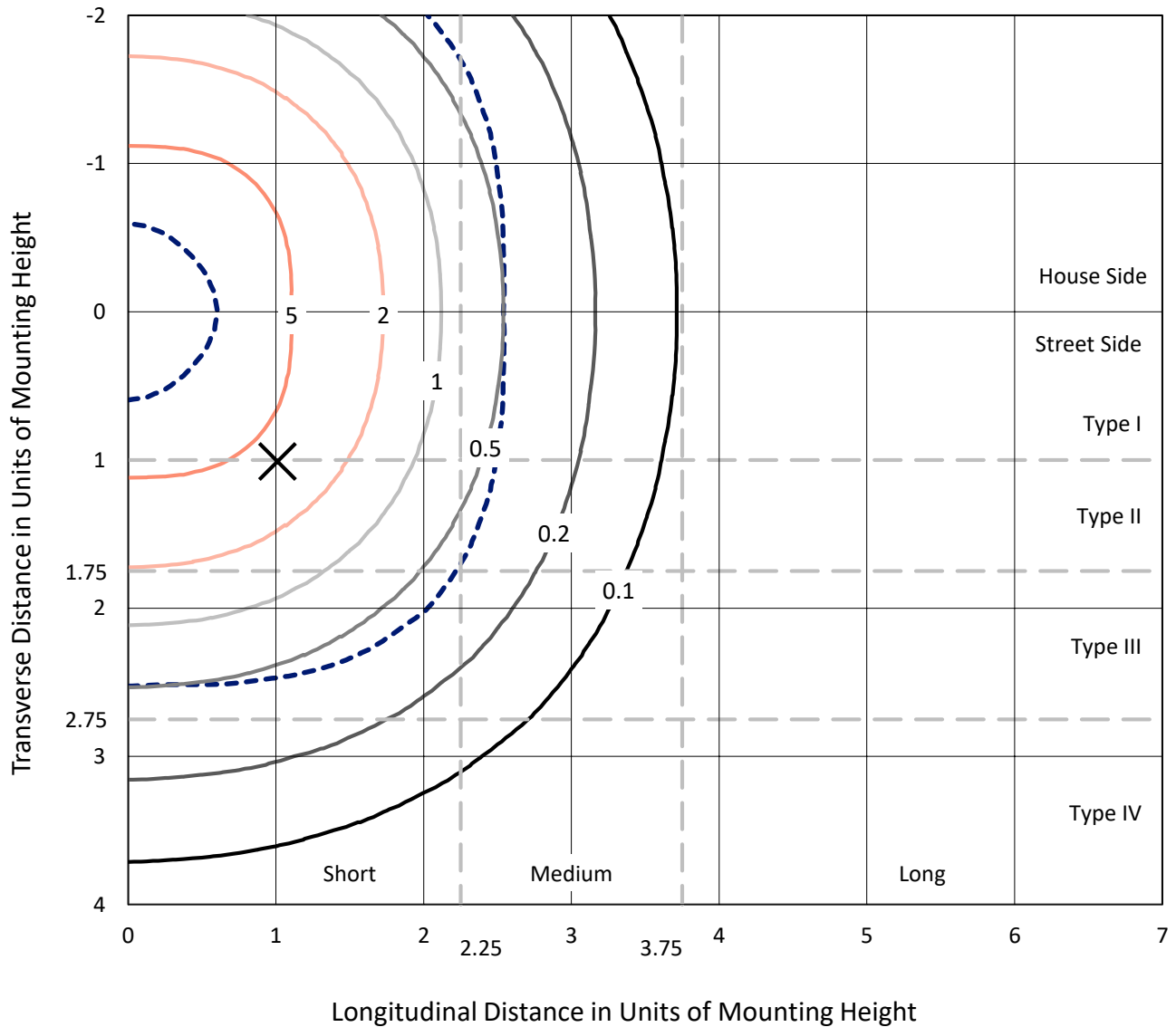


REPORT NUMBER: P197930

CATALOG NUMBER: TT-C4-LED-E1-WQ-SG

Iso-Footcandle Lines of Horizontal Illumination

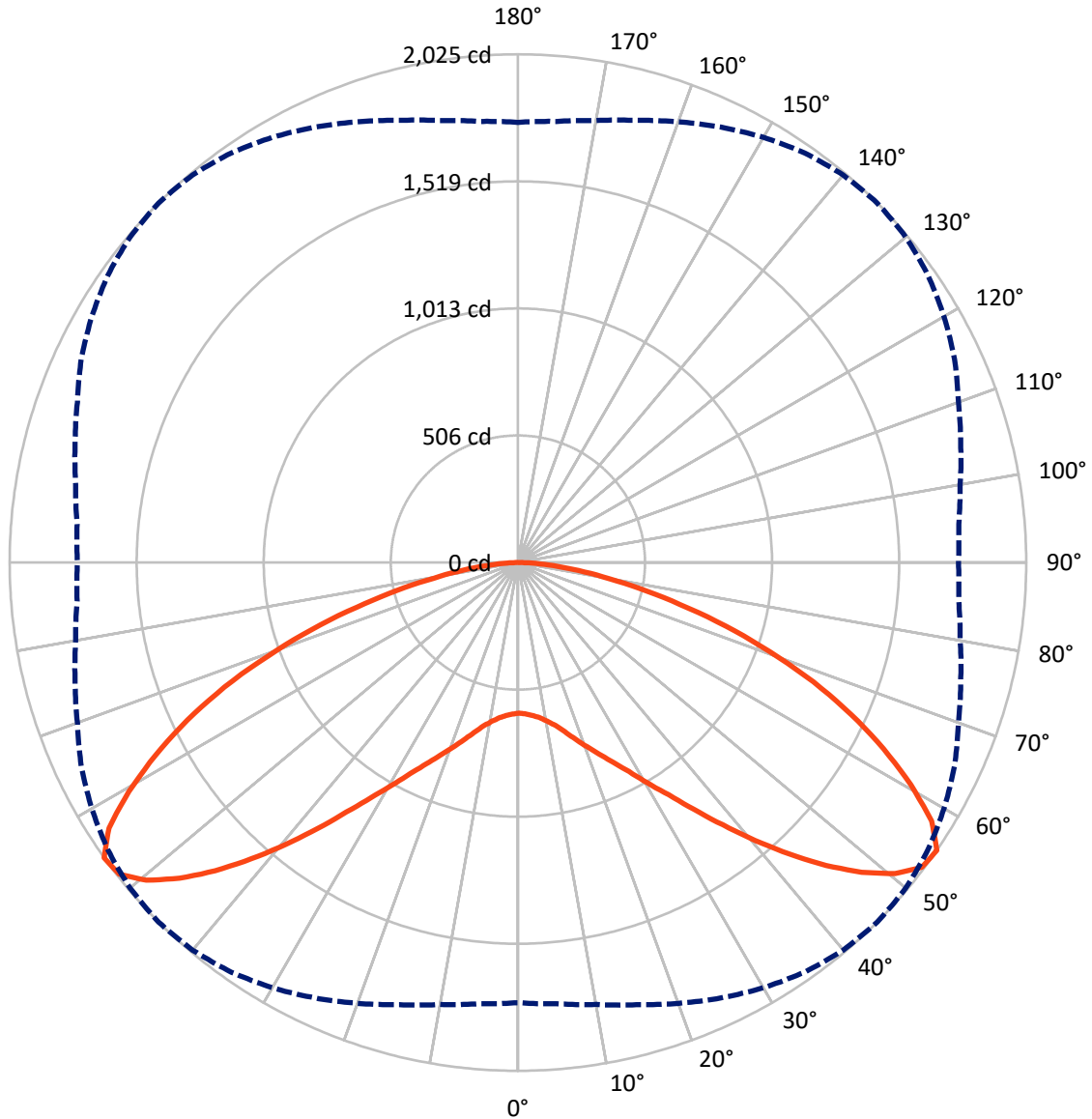
✕ Max cd
 - - - 1/2 Max cd



Based on 10 foot mounting height. Maximum calculated value = 6.6 fc
 Type V - Short - Full Cutoff

REPORT NUMBER: P197930
CATALOG NUMBER: TT-C4-LED-E1-WQ-SG

Luminous Intensity Polar Plot



— Vertical Plane Through 45-Deg Lateral - - - Horizontal Cone Through 55-Deg Vertical

REPORT NUMBER: P197930

CATALOG NUMBER: TT-C4-LED-E1-WQ-SG

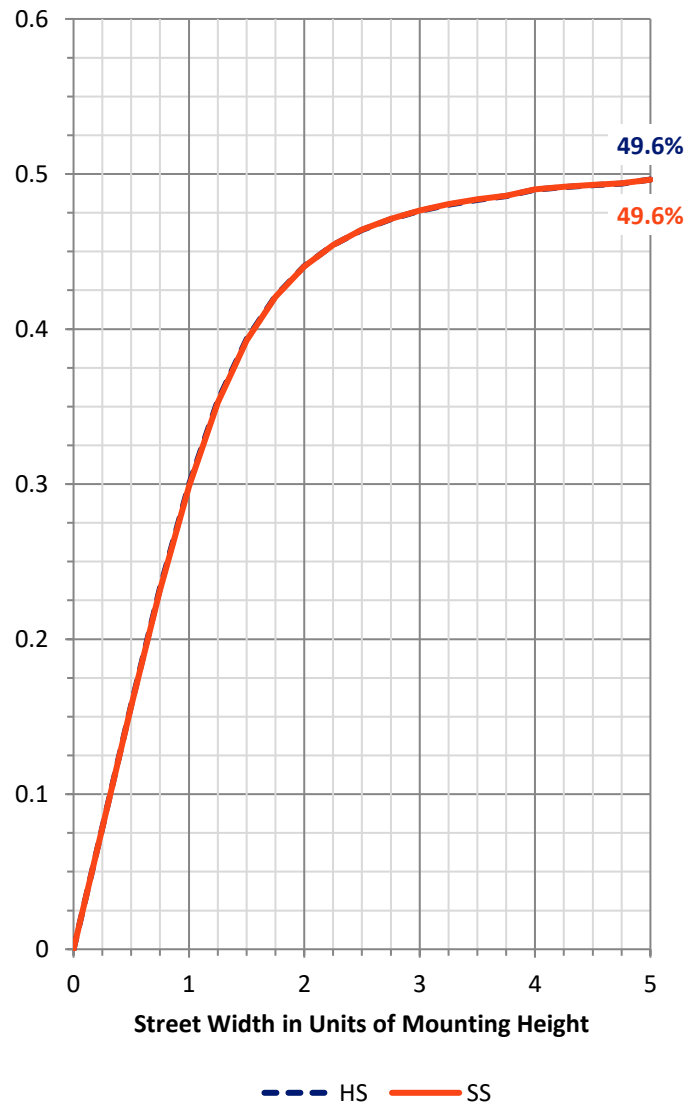
FLUX DISTRIBUTION:

		Downward	Upward	Total
House Side	Lumens	3237.9	0.0	3237.9
	% Fixture	50.0	0.0	50.0
Street Side	Lumens	3237.9	0.0	3237.9
	% Fixture	50.0	0.0	50.0
Total	Lumens	6475.8	0.0	6475.8
	% Fixture	100.0	0.0	100.0

Coefficient of Utilization

ZONAL LUMENS:

Zone	Lumens	% Fixture
0°-10°	59.3	0.9
10°-20°	201.0	3.1
20°-30°	409.4	6.3
30°-40°	747.6	11.5
40°-50°	1269.3	19.6
50°-60°	1653.1	25.5
60°-70°	1337.0	20.6
70°-80°	657.0	10.1
80°-90°	142.2	2.2
90°-100°	0.0	0.0
100°-110°	0.0	0.0
110°-120°	0.0	0.0
120°-130°	0.0	0.0
130°-140°	0.0	0.0
140°-150°	0.0	0.0
150°-160°	0.0	0.0
160°-170°	0.0	0.0
170°-180°	0.0	0.0
0°-90°	6475.8	100.0
0°-180°	6475.8	100.0



REPORT NUMBER: P197930

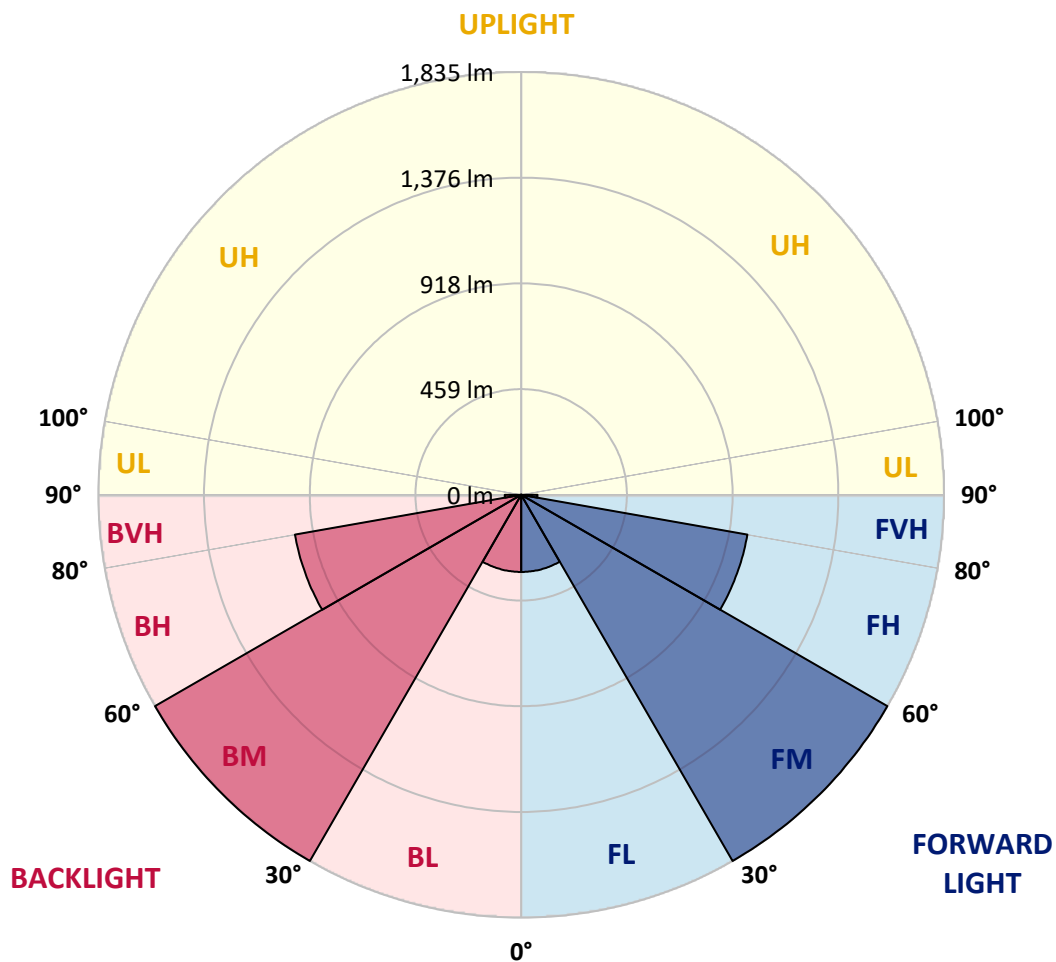
CATALOG NUMBER: TT-C4-LED-E1-WQ-SG

LUMINAIRE CLASSIFICATION SYSTEM LUMEN TABLE AND BUG RATING:

Zone		Lumens	% Fixture	Zone Rating/Lumen Limit		
				B	U	G
FL	(0°-30°)	334.8	5.2			
FM	(30°-60°)	1835.0	28.3			
FH	(60°-80°)	997.0	15.4			G1/1800
FVH	(80°-90°)	71.1	1.1			G1/100
BL	(0°-30°)	334.8	5.2	B1/500		
BM	(30°-60°)	1835.0	28.3	B2/2500		
BH	(60°-80°)	997.0	15.4	B2/1000		G1/1800
BVH	(80°-90°)	71.1	1.1			G1/100
UL	(90°-100°)	0.0	0.0		U0/0	
UH	(100°-180°)	0.0	0.0		U0/0	

BUG Rating: B2-U0-G1

Type V Short





REPORT NUMBER: P197930

CATALOG NUMBER: TT-C4-LED-E1-WQ-SG

CANDELA DISTRIBUTION (FULL):

	0°	5°	10°	15°	20°	25°	30°	35°	40°	45°	50°
0°	600.0	600.0	600.0	600.0	600.0	600.0	600.0	600.0	600.0	600.0	600.0
2.5°	602.7	602.7	602.7	602.7	602.7	602.7	604.0	604.0	604.0	604.0	604.0
5°	610.6	610.6	610.6	612.0	612.0	612.0	612.0	612.0	612.0	612.0	612.0
7.5°	622.6	621.2	622.6	622.6	622.6	623.9	623.9	622.6	623.9	623.9	623.9
10°	639.8	638.5	639.8	639.8	639.8	641.1	641.1	641.1	641.1	642.4	642.4
12.5°	665.0	663.6	665.0	666.3	665.0	666.3	666.3	666.3	666.3	666.3	666.3
15°	696.7	695.4	696.7	698.1	696.7	699.4	699.4	698.1	698.1	699.4	699.4
17.5°	735.2	732.5	733.8	735.2	735.2	737.8	737.8	736.5	737.8	739.1	737.8
20°	774.9	772.2	773.6	777.5	777.5	778.9	781.5	780.2	781.5	782.8	781.5
22.5°	818.6	817.3	818.6	822.6	822.6	823.9	827.9	827.9	827.9	829.2	827.9
25°	866.3	865.0	866.3	870.3	870.3	872.9	878.2	878.2	879.5	880.9	879.5
27.5°	921.9	920.6	923.2	927.2	928.5	932.5	939.1	940.5	941.8	943.1	940.5
30°	986.8	984.2	988.2	994.8	997.4	1002.7	1010.7	1013.3	1014.6	1018.6	1016.0
32.5°	1061.0	1058.4	1063.7	1071.6	1075.6	1083.5	1094.1	1096.8	1100.7	1103.4	1099.4
35°	1148.4	1147.1	1152.4	1164.3	1171.0	1180.2	1194.8	1198.8	1201.4	1206.7	1201.4
37.5°	1245.1	1243.8	1253.1	1266.3	1278.2	1292.8	1308.7	1315.3	1319.3	1325.9	1319.3
40°	1352.4	1351.1	1363.0	1378.9	1393.5	1412.0	1431.9	1441.2	1449.1	1455.7	1447.8
42.5°	1462.4	1462.4	1476.9	1494.2	1515.3	1537.9	1560.4	1571.0	1584.2	1588.2	1578.9
45°	1568.3	1569.7	1584.2	1605.4	1635.9	1665.0	1690.2	1703.4	1718.0	1722.0	1710.1
47.5°	1669.0	1670.3	1683.6	1711.4	1745.8	1778.9	1809.4	1828.0	1842.5	1843.8	1834.6
50°	1751.1	1756.4	1773.6	1798.8	1834.6	1869.0	1906.1	1929.9	1944.5	1948.5	1939.2
52.5°	1782.9	1792.2	1812.1	1843.8	1884.9	1920.7	1961.7	1992.2	2009.4	2016.0	2008.1
55°	1753.8	1764.4	1788.2	1824.0	1869.0	1914.1	1956.4	1992.2	2016.0	2025.3	2017.4
57.5°	1688.9	1690.2	1714.0	1749.8	1790.9	1837.2	1878.3	1911.4	1933.9	1943.2	1941.9
60°	1576.3	1576.3	1598.8	1633.2	1665.0	1712.7	1747.2	1772.3	1788.2	1798.8	1796.2
62.5°	1425.3	1425.3	1445.1	1480.9	1512.7	1553.8	1586.9	1613.4	1624.0	1635.9	1638.5
65°	1257.0	1257.0	1275.6	1311.4	1340.5	1377.6	1409.4	1434.5	1445.1	1459.7	1457.1
67.5°	1078.2	1076.9	1094.1	1124.6	1152.4	1186.8	1217.3	1241.2	1253.1	1270.3	1258.4
70°	894.1	894.1	908.7	932.5	952.4	986.8	1016.0	1039.8	1049.1	1063.7	1057.0
72.5°	719.3	717.9	729.9	748.4	764.3	794.8	812.0	838.5	846.4	866.3	855.7
75°	561.6	559.0	568.3	581.5	592.1	612.0	625.2	646.4	653.0	666.3	661.0
77.5°	422.5	421.2	425.2	434.5	442.4	458.3	463.6	474.2	479.5	492.8	482.2
80°	303.3	299.4	303.3	308.6	311.3	323.2	324.5	328.5	331.2	340.4	329.8
82.5°	204.0	198.7	201.3	205.3	205.3	211.9	213.3	211.9	217.2	219.9	214.6
85°	116.6	112.6	113.9	116.6	115.2	119.2	119.2	117.9	121.9	121.9	119.2
87.5°	38.4	35.8	37.1	38.4	38.4	39.7	41.1	39.7	42.4	42.4	39.7
90°	0.0	0.0	0.0	0.0	0.0	0.0	0.0	0.0	0.0	0.0	0.0



REPORT NUMBER: P197930

CATALOG NUMBER: TT-C4-LED-E1-WQ-SG

CANDELA DISTRIBUTION (continued):

	55°	60°	65°	70°	75°	80°	85°	90°
0°	600.0	600.0	600.0	600.0	600.0	600.0	600.0	600.0
2.5°	604.0	604.0	604.0	604.0	604.0	604.0	604.0	604.0
5°	612.0	612.0	612.0	612.0	612.0	610.6	610.6	610.6
7.5°	623.9	623.9	623.9	623.9	623.9	622.6	622.6	622.6
10°	642.4	641.1	641.1	641.1	641.1	639.8	641.1	639.8
12.5°	666.3	667.6	667.6	666.3	667.6	665.0	665.0	665.0
15°	699.4	698.1	698.1	698.1	698.1	696.7	696.7	696.7
17.5°	736.5	736.5	735.2	735.2	733.8	732.5	732.5	732.5
20°	780.2	778.9	777.5	776.2	774.9	772.2	770.9	770.9
22.5°	825.2	823.9	822.6	821.3	819.9	817.3	814.6	814.6
25°	875.6	872.9	871.6	868.9	866.3	863.6	862.3	861.0
27.5°	936.5	933.8	929.9	925.9	920.6	919.3	916.6	916.6
30°	1009.3	1005.4	1000.1	993.5	988.2	982.9	980.2	978.9
32.5°	1094.1	1088.8	1079.6	1071.6	1062.3	1057.0	1053.1	1050.4
35°	1193.5	1185.5	1174.9	1163.0	1151.1	1141.8	1135.2	1135.2
37.5°	1310.0	1298.1	1282.2	1267.6	1250.4	1239.8	1231.9	1226.6
40°	1437.2	1420.0	1400.1	1381.6	1361.7	1347.1	1335.2	1336.5
42.5°	1563.0	1548.5	1524.6	1502.1	1476.9	1457.1	1442.5	1441.2
45°	1695.5	1676.9	1647.8	1618.7	1589.5	1565.7	1548.5	1545.8
47.5°	1818.7	1798.8	1764.4	1728.6	1696.8	1670.3	1651.8	1649.1
50°	1919.4	1895.5	1859.7	1821.3	1786.9	1757.8	1737.9	1732.6
52.5°	1984.3	1957.8	1919.4	1873.0	1835.9	1802.8	1778.9	1772.3
55°	1994.9	1960.4	1919.4	1867.7	1826.6	1789.5	1763.0	1755.1
57.5°	1922.0	1884.9	1847.8	1802.8	1761.7	1722.0	1700.8	1690.2
60°	1780.3	1751.1	1720.7	1679.6	1646.5	1609.4	1592.2	1586.9
62.5°	1617.3	1592.2	1564.4	1522.0	1494.2	1461.0	1445.1	1438.5
65°	1442.5	1413.4	1386.9	1352.4	1322.0	1294.1	1271.6	1269.0
67.5°	1249.1	1218.6	1196.1	1165.7	1135.2	1108.7	1094.1	1086.2
70°	1045.1	1019.9	997.4	964.3	944.4	919.3	908.7	900.7
72.5°	842.4	827.9	800.1	778.9	756.3	736.5	729.9	721.9
75°	651.7	634.5	613.3	600.0	582.8	572.2	566.9	561.6
77.5°	478.2	463.6	451.7	446.4	438.4	427.8	423.9	419.9
80°	331.2	324.5	316.6	315.3	310.0	302.0	300.7	299.4
82.5°	214.6	210.6	208.0	208.0	205.3	200.0	198.7	198.7
85°	119.2	117.9	119.2	117.9	115.2	112.6	112.6	112.6
87.5°	39.7	39.7	41.1	42.4	38.4	38.4	37.1	37.1
90°	0.0	0.0	0.0	0.0	0.0	0.0	0.0	0.0

(END OF REPORT)